


Republic of the Philippines  
**BAYUGAN WATER DISTRICT**  
**Condensed Statement of Comprehensive Income**  
**For the period ended November 2022**

		This Month	Year to Date
<b>INCOME:</b>			
Total Revenue/Income	P	6,004,179.24	66,775,262.48
<b>Total Revenue/Income</b>	<b>P</b>	<b>6,004,179.24</b>	<b>66,775,262.48</b>
<b>EXPENSES:</b>			
Personnal Services	P	2,129,998.60	18,907,200.38
Maintenance and Other Operating Expenses		2,033,155.78	20,552,677.59
Financial Expenses		360,601.36	4,261,259.76
NonCash Expenses		1,681,647.94	11,659,975.45
<b>TOTAL OPERATING EXPENSES</b>	<b>P</b>	<b>6,205,403.68</b>	<b>55,381,113.18</b>
<b>NET INCOME/LOSS:</b>	<b>P</b>	<b>(201,224.44)</b>	<b>11,394,149.30</b>

(0.00)

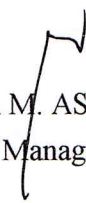
0.00

Prepared by:



ROBELYN T. LADARAN  
DM-Finance

Noted:



FELIPA M. ASIS, MPA  
General Manager




Republic of the Philippines  
**BAYUGAN WATER DISTRICT**

**CASH FLOW STATEMENT**  
**For the Period October 1-31, 2022**

		This Month	Year to Date
<b>Cash Flows from Operating Activities</b>			
<b>Cash Inflows:</b>			
	Collection of Receivables(Water)	P 5,077,602.76	55,158,330.40
	Receipt from Business/Service Income	283,178.47	3,291,765.12
	Other Receipts	97,962.98	1,970,716.01
	Receipt of Performance/Bidders/Bail Bonds		
	<b>Total Cash Inflows</b>	P 5,458,744.21	60,420,811.53
<b>Cash Outflows:</b>			
	Payment of Operating Expenses:		
	Payment of Expenses	P 2,728,505.41	25,988,487.97
	Purchase of Inventories	116,425.00	2,487,299.20
	Payment of Payables	1,106,376.00	7,940,268.38
	Payment of Inter-Agency Remittances	978,553.90	7,180,611.94
	<b>Total Cash Outflows</b>	P 4,929,860.31	43,596,667.49
	<b>Total Cash Provided (used) by Operating Activities</b>	P 528,883.90	16,824,144.04
<b>Cash Flows from Investing Activities:</b>			
<b>Cash Inflows:</b>			
	Receipt from Interest Earned	P 2,170.60	8,215.32
	<b>Total Cash Inflows</b>		
<b>Cash Outflows:</b>			
	Purchase/construction of PPE		3,831,414.00
	<b>Total Cash Outflows</b>	-	3,831,414.00
	<b>Total Cash Provided (Used) by Investing Activities</b>	P 2,170.60	(3,823,198.68)
<b>Cash Flows from Financing Activities</b>			
<b>Cash Inflows:</b>			
	Proceeds from Borrowings (Loans Payable)	P	
<b>Cash Outflows:</b>			
	Payment of Loan Amortization	P 877,064.16	8,878,211.80
	Other Financial Charges	P 450,000.00	2,670,000.00
	<b>Total Cash Provided (used) by Financing Activities</b>	P (1,327,064.16)	(11,548,211.80)
	<b>Cash Provided by Operating, Investing and Financing Activities</b>	P (796,009.66)	1,452,733.56
	<b>Add: Cash and Cash Equivalents - Beginning</b>	P 16,865,445.10	14,616,701.88
	<b>Cash and Cash Equivalents, Ending</b>	P 16,069,435.44	16,069,435.44
-			
<b>Accounted as Follows :</b>			
	Petty cash	P	55,000.00
	Cash on Hand		53,827.14
	Cash in Bank-Loan Account		531,612.26
	Cash in Bank-DBP		10,312,236.19
	Cash in Bank-LBP BADS		5,116,759.85
	<b>TOTAL</b>	P	16,069,435.44

Prepared by:

  
**ROBELYN T. LADARAN**  
DM-Finance

Noted:


  
**FELIPA M. ASIS, MPA**  
General Manager




**Republic of the Philippines**  
**BAYUGAN WATER DISTRICT**  
**Condensed Statement of Comprehensive Income**  
**For the period ended October 2022**

			This Month	Year to Date
<b>INCOME:</b>				
	Total Revenue/Income	P	6,204,063.94	60,771,083.24
	<b>Total Revenue/Income</b>	<b>P</b>	<b>6,204,063.94</b>	<b>60,771,083.24</b>
<b>EXPENSES:</b>				
	Personnal Services	P	1,596,834.26	16,777,201.78
	Maintenance and Other Operating Expenses		2,574,169.54	18,519,521.81
	Financial Expenses		368,688.53	3,900,658.40
	NonCash Expenses		1,002,475.17	9,978,327.51
	<b>TOTAL OPERATING EXPENSES</b>	<b>P</b>	<b>5,542,167.50</b>	<b>49,175,709.50</b>
	<b>NET INCOME/LOSS:</b>	<b>P</b>	<b>661,896.44</b>	<b>11,595,373.74</b>

Prepared by:

  
 ROBELYN T. LADARAN  
 DM-Finance

Noted:

  
 FELIPA M. ASIS, MPA  
 General Manager



Republic of the Philippines  
**BAYUGAN WATER DISTRICT**

**CASH FLOW STATEMENT**  
**For the Period November 1-30 , 2022**

		This Month	Year to Date
<b>Cash Flows from Operating Activities</b>			
<b>Cash Inflows:</b>			
Collection of Receivables(Water)	P	5,359,504.47	60,517,834.87
Receipt from Business/Service Income		286,863.50	3,578,628.62
Other Receipts		229,607.54	2,200,323.55
Receipt of Performance/Bidders/Bail Bonds			
<b>Total Cash Inflows</b>	P	5,875,975.51	66,296,787.04
<b>Cash Outflows:</b>			
Payment of Operating Expenses:			
Payment of Expenses	P	3,710,571.05	29,699,059.02
Purchase of Inventories		7,000.00	2,494,299.20
Payment of Payables		25,992.00	7,966,260.38
Payment of Inter-Agency Remittances		525,260.40	7,705,872.34
<b>Total Cash Outflows</b>	P	4,268,823.45	47,865,490.94
<b>Total Cash Provided (used) by Operating Activities</b>	P	1,607,152.06	18,431,296.10
<b>Cash Flows from Investing Activities:</b>			
<b>Cash Inflows:</b>			
Receipt from Interest Earned	P		8,215.32
<b>Total Cash Inflows</b>			
<b>Cash Outflows:</b>			
Purchase/construction of PPE			3,831,414.00
<b>Total Cash Outflows</b>		-	3,831,414.00
<b>Total Cash Provided (Used) by Investing Activities</b>	P	-	(3,823,198.68)
<b>Cash Flows from Financing Activities</b>			
<b>Cash Inflows:</b>			
Proceeds from Borrowings (Loans Payable)	P		
<b>Cash Outflows:</b>			
Payment of Loan Amortization	P	874,485.26	9,752,697.06
Other Financial Charges	P	450,000.00	3,120,000.00
<b>Total Cash Provided (used) by Financing Activities</b>	P	(1,324,485.26)	(12,872,697.06)
<b>Cash Provided by Operating, Investing and Financing Activities</b>	P	282,666.80	1,735,400.36
<b>Add: Cash and Cash Equivalents - Beginning</b>	P	16,069,435.44	14,616,701.88
<b>Cash and Cash Equivalents, Ending</b>	P	16,352,102.24	16,352,102.24
<b>Accounted as Follows :</b>			
Petty cash	P		55,000.00
Cash on Hand			101,883.81
Cash in Bank-Loan Account			531,612.26
Cash in Bank-DBP			11,099,316.14
Cash in Bank-LBP BADS			4,564,290.03
<b>TOTAL</b>	P		16,352,102.24

Prepared by:

**ROBELYN T. LADARAN**  
DM-Finance

Noted:


**FELIPA M. ASIS, MPA**  
General Manager




Republic of the Philippines  
**BAYUGAN WATER DISTRICT**  
**Condensed Statement of Financial Position**  
**As of nOVEMBER 2022**

<u>ASSETS</u>		<u>This Month</u>	<u>Year to Date</u>
<i>Current Assets</i>			
Cash and Cash Equivalents (Note 3)	P	282,666.80	16,352,102.24
Receivables (Note 4)		279,245.96	4,965,825.20
Inventories (Note 5)		(445,603.85)	7,551,739.37
Other Assets		1,001.68	171,033.94
<b>Total Current Assets</b>	<b>P</b>	<b>117,310.59</b>	<b>29,040,700.75</b>
<i>Non-Current Assets</i>			
Property, Plant and Equipment (Note 7)		(744,203.44)	127,888,311.97
Intangible Assets		(1,552.00)	185,446.18
Other Assets		450,000.00	7,824,277.58
<b>Total Non-Current Assets</b>	<b>P</b>	<b>(295,755.44)</b>	<b>135,898,035.73</b>
<b>TOTAL ASSETS</b>	<b>P</b>	<b>(178,444.85)</b>	<b>164,938,736.48</b>
<u>LIABILITIES</u>			
<i>Current Liabilities</i>			
Accounts Payable		644,972.50	865,848.50
Inter-Agency Payables (Note 10)		(86,553.44)	377,542.87
<b>Total Current Liabilities</b>	<b>P</b>	<b>558,419.06</b>	<b>1,243,391.37</b>
<i>Non-Current Liabilities</i>			
Other Deferred Credits		(35,235.43)	3,292,555.27
Payables		(513,983.90)	77,897,965.34
Provisions (Note 12)		13,579.86	2,537,150.96
<b>Total Non-Current Liabilities</b>	<b>P</b>	<b>(535,639.47)</b>	<b>83,727,671.57</b>
<b>TOTAL LIABILITIES</b>	<b>P</b>	<b>22,779.59</b>	<b>84,971,062.94</b>
<u>EQUITY</u>			
<i>Equity</i>			
Government Equity (Note 13)		-	26,536,571.78
Income and Expense		(201,224.44)	11,394,149.30
Retained Earnings/(Deficit) (Note 13)		-	42,036,952.46
<b>TOTAL EQUITY</b>		<b>(201,224.44)</b>	<b>79,967,673.54</b>
<b>TOTAL LIABILITIES AND EQUITY</b>		<b>(178,444.85)</b>	<b>164,938,736.48</b>
		(0.00)	-

Prepared by:



  
**ROBELYN T. LADARAN**  
DM-Finance

Noted:

  
**FELIPA M. ASIS, MPA**  
General Manager



Republic of the Philippines  
**BAYUGAN WATER DISTRICT**  
**Condensed Statement of Financial Position**  
**As of DECEMBER 2022**


<u>ASSETS</u>		<u>This Month</u>	<u>Year to Date</u>
<i>Current Assets</i>			
Cash and Cash Equivalents (Note 3)	P	(1,182,858.89)	15,169,243.35
Receivables (Note 4)		(139,794.16)	4,826,031.04
Inventories (Note 5)		433,737.33	7,985,476.70
Other Assets		(126,229.54)	44,804.40
Total Current Assets	P	(1,015,145.26)	28,025,555.49
<i>Non-Current Assets</i>			
Property, Plant and Equipment (Note 7)		(737,843.76)	127,150,468.21
Intangible Assets		(1,552.00)	183,894.18
Other Assets		450,000.00	8,274,277.58
Total Non-Current Assets	P	(289,395.76)	135,608,639.97
<b>TOTAL ASSETS</b>	<b>P</b>	<b>(1,304,541.02)</b>	<b>163,634,195.46</b>
<u>LIABILITIES</u>			
<i>Current Liabilities</i>			
Accounts Payable		714,175.17	1,580,023.67
Inter-Agency Payables (Note 10)		81,732.40	459,275.27
Total Current Liabilities	P	795,907.57	2,039,298.94
<i>Non-Current Liabilities</i>			
Other Deferred Credits		(35,235.43)	3,257,319.84
Payables		(516,787.01)	77,381,178.33
Provisions (Note 12)		28,883.74	2,566,034.70
Total Non-Current Liabilities	P	(523,138.70)	83,204,532.87
<b>TOTAL LIABILITIES</b>	<b>P</b>	<b>272,768.87</b>	<b>85,243,831.81</b>
<u>EQUITY</u>			
<i>Equity</i>			
Government Equity (Note 13)		-	26,536,571.78
Income and Expense		(1,577,309.89)	9,816,839.41
Retained Earnings/(Deficit) (Note 13)		-	42,036,952.46
TOTAL EQUITY		(1,577,309.89)	78,390,363.65
<b>TOTAL LIABILITIES AND EQUITY</b>		<b>(1,304,541.02)</b>	<b>163,634,195.46</b>
		0.00	-
Prepared by:		Noted:	
 ROBELYN T. LADARAN DM-Finance		 FELIPA M. ASIS, MPA General Manager	




Republic of the Philippines  
 BAYUGAN WATER DISTRICT  
 Condensed Statement of Comprehensive Income  
 For the period ended December 2022

			This Month	Year to Date
<b>INCOME:</b>				
	Total Revenue/Income	P	5,839,709.55	72,614,972.03
	<b>Total Revenue/Income</b>	<b>P</b>	<b>5,839,709.55</b>	<b>72,614,972.03</b>
<b>EXPENSES:</b>				
	Personnal Services	P	3,207,300.22	22,114,500.60
	Maintenance and Other Operating Expenses		2,748,161.43	23,300,839.02
	Financial Expenses		359,365.86	4,620,625.62
	NonCash Expenses		1,102,191.93	12,762,167.38
	<b>TOTAL OPERATING EXPENSES</b>	<b>P</b>	<b>7,417,019.44</b>	<b>62,798,132.62</b>
	<b>NET INCOME/LOSS:</b>	<b>P</b>	<b>(1,577,309.89)</b>	<b>9,816,839.41</b>

Prepared by:

  
 ROBELYN T. LADARAN  
 DM-Finance

Noted:

  
 FELIPA M. ASIS, MPA  
 General Manager




Republic of the Philippines  
BAYUGAN WATER DISTRICT

**CASH FLOW STATEMENT**  
**For the Period December 1-31 , 2022**

	This Month	Year to Date
<b>Cash Flows from Operating Activities</b>		
<b>Cash Inflows:</b>		
Collection of Receivables(Water)	P 5,610,171.73	66,128,006.60
Receipt from Business/Service Income	292,389.97	3,871,018.59
Other Receipts	165,420.41	2,365,743.96
Receipt of Performance/Bidders/Bail Bonds		
<b>Total Cash Inflows</b>	<b>P 6,067,982.11</b>	<b>72,364,769.15</b>
<b>Cash Outflows:</b>		
Payment of Operating Expenses:		
Payment of Expenses	P 4,559,465.87	34,258,524.89
Purchase of Inventories		2,494,299.20
Payment of Payables	677,444.50	8,643,704.88
Payment of Inter-Agency Remittances	688,277.76	8,394,150.10
<b>Total Cash Outflows</b>	<b>P 5,925,188.13</b>	<b>53,790,679.07</b>
<b>Total Cash Provided (used) by Operating Activities</b>	<b>P 142,793.98</b>	<b>18,574,090.08</b>
<b>Cash Flows from Investing Activities:</b>		
<b>Cash Inflows:</b>		
Receipt from Interest Earned	P -	8,215.32
<b>Total Cash Inflows</b>		
<b>Cash Outflows:</b>		
Purchase/construction of PPE		3,831,414.00
<b>Total Cash Outflows</b>	-	3,831,414.00
<b>Total Cash Provided (Used) by Investing Activities</b>	<b>P -</b>	<b>(3,823,198.68)</b>
<b>Cash Flows from Financing Activities</b>		
<b>Cash Inflows:</b>		
Proceeds from Borrowings (Loans Payable)	P -	
<b>Cash Outflows:</b>		
Payment of Loan Amortization	P 875,652.87	10,628,349.93
Other Financial Charges	P 450,000.00	3,570,000.00
<b>Total Cash Provided (used) by Financing Activities</b>	<b>P (1,325,652.87)</b>	<b>(14,198,349.93)</b>
<b>Cash Provided by Operating, Investing and Financing Activities</b>	<b>P (1,182,858.89)</b>	<b>552,541.47</b>
<b>Add: Cash and Cash Equivalents - Beginning</b>	<b>P 16,352,102.24</b>	<b>14,616,701.88</b>
<b>Cash and Cash Equivalents, Ending</b>	<b>P 15,169,243.35</b>	<b>15,169,243.35</b>
<b>Accounted as Follows :</b>		
Petty Cash	P -	-
Cash on Hand		231,824.92
Cash in Bank-Loan Account		531,612.26
Cash in Bank-DBP		10,840,202.06
Cash in Bank-LBP BADS		3,565,604.11
<b>TOTAL</b>	<b>P</b>	<b>15,169,243.35</b>

Prepared by:

  
**ROBELYN T. LADARAN**  
DM-Finance

Noted:

  
**FELIPA M. ASIS, MPA**  
General Manager